



# About Me



## Family Facts:

- Married to Joel (Teaches Math at GMC)
- 2 Children: Durkin & Porter



## Favorites:

**Food:** Taco's, Chick-Fil-A, M&M's

**Shopping:** Target, Barnes & Noble, Amazon



## Education:

- Elementary Ed. Degree from Bob Jones University
- Master's of Education from Furman University
- 18th year of teaching



I'm a CLEMSON fan!

**Hobbies:** Reading, Traveling, Hiking



LET ME KNOW



# About YOU

Please take a Minute to fill out A Google Form with Important Information about you and your child!

Type this short URL  
into the Internet:

<https://urlzs.com/MsU7h>

O  
R

Scan the QR Code:





# Personalized Learning

- 2<sup>nd</sup> – 5<sup>th</sup> grade students
- Chromebooks
- Integrated technology into existing teaching and learning program
- Technology Instructional Fee: \$25 annually
  - Covers accidental damage by student but NOT lost Chromebook
- COPPA Form (no permission = no Chromebook)

**7:15-7:45**

# **Morning Arrival**

**Students may eat breakfast in the cafeteria until 7:50 am.**

**All students who arrive before 7:45 must sit in the hall and read a book or work on something.**

## **Hallway Expectations:**

- Sit outside your classroom.
- Fill in spaces by sitting next to the next person.
- Read or work on something quietly.
- No talking.

7:45-8:10

# Morning time in the classroom

**Students are expected to:**

- Unpack bookbag completely
- Make lunch choice
- Copy assignments from the board
- Complete instructions on the board







# Mrs. Frans Schedule 2019-2020



	<u>Monday</u>	<u>Tuesday</u>	<u>Wednesday</u>	<u>Thursday</u>	<u>Friday</u>
7:45-8:15	Morning Work	Morning Work	Morning Work	Morning Work	Morning Work
8:15-9:05	Math	Math	Math	Math	Math
9:05-9:50	Science with Ms. Gilbert	Science with Ms. Gilbert	Science with Ms. Gilbert	Science with Ms. Gilbert	Science with Ms. Gilbert
9:50-10:35	Bathroom and Snack Social Studies	Bathroom and Snack Social Studies	Bathroom and Snack Social Studies	Bathroom and Snack Social Studies	Bathroom and Snack Social Studies
10:35-11:15	Writing Workshop	Writing Workshop	Writing Workshop	Writing Workshop	Writing Workshop
11:15-12:00	Steam Lab Mrs. Lewis 	PE Mr. Mayfield 	Library (A Weeks) Technology (B Weeks)	 Art Mrs. Shaw	 Music Ms. Stevenson
12:00-12:40	wrap up writing/ Reading	wrap up writing/ Reading	wrap up writing/ Reading	wrap up writing/ Reading	wrap up writing/ Reading
12:43-1:08	Lunch (Tables 9 & 10)	Lunch (Tables 9 & 10)	Lunch (Tables 9 & 10)	Lunch (Tables 9 & 10)	Lunch (Tables 9 & 10)
1:10-1:50	Rdg. Groups/ word study	Rdg. Groups/ word study	Rdg. Groups/ word study	Rdg. Groups/ word study	Rdg. Groups/ word study
1:50-2:10	Physical Activity	Physical Activity	Physical Activity	Physical Activity	Physical Activity
2:15-2:30	SSR/ Pack-up/Dismissal	SSR/ Pack-up/Dismissal	SSR/ Pack-up/Dismissal	SSR/ Pack-up/Dismissal	SSR/ Pack-up/Dismissal

11:15-12:00

# Related Arts

**Monday:** STEAM Lab with Mrs. Lewis

**Tuesday:** PE with Mr. Mayfield

**Wednesday:** Library (A Weeks)

Technology (B Weeks)

**Thursday:** Art with Mrs. Shaw

**Friday:** Music with Mrs. Wallace






12:43-1:08

# Lunch & Snack

Please come eat lunch with your child, if you'd like! There are visitor tables available for you. Students may not bring a friend to the visitor's table and we ask that parents not sit at our lunch tables. Enjoy your time with your child!

**We will have a snack around 10:00 am each morning. Please send something nutritious. Only plain water is allowed in a bottle with a top!**




# READING

Students will read in four major types of **literary** texts in both print and multimedia formats. These include: fiction, literary nonfiction, poetry, and drama.

<u>Fiction</u>	<u>Literary Nonfiction</u>	<u>Poetry</u>
<ul style="list-style-type: none"><li>• Chapter books</li><li>• Adventure stories</li><li>• Historical Fiction</li><li>• Contemporary realistic fiction</li><li>• Science fiction</li><li>• Picture books</li><li>• Folktales</li><li>• Legends</li><li>• Tall tales</li><li>• Myths</li></ul>	<ul style="list-style-type: none"><li>• Personal essays</li><li>• Autobiographical and biographical sketches</li><li>• Speeches</li></ul>	<ul style="list-style-type: none"><li>• Narrative Poems</li><li>• Lyrical poems</li><li>• Humorous poems</li><li>• Free verse</li></ul>

# READING



Students will read **informational** texts in print and multimedia formats (expository, persuasive, and argumentative).

Examples include:

- |  |   |
|--|---|
| <ul style="list-style-type: none"><li>• Essays</li><li>• Historical documents</li><li>• Informational trade books</li><li>• Textbooks</li><li>• News and feature articles</li><li>• Magazine articles</li><li>• Advertisements</li><li>• Journals</li><li>• Speeches</li></ul> | <ul style="list-style-type: none"><li>• Directions</li><li>• Maps</li><li>• Timelines</li><li>• Graphs</li><li>• Tables</li><li>• Charts</li><li>• Photos</li><li>• Commercials</li><li>• Documentaries</li></ul> |
|--|---|



# READING SKILLS

## Informational Text

- Quote accurately from text
- Summarize with key details
- Compare and contrast events, topics, ideas in primary and secondary sources
- Word choice to shape meaning
- Text features
- Greek and Latin affixes
- Compare and contrast primary and secondary accounts of same event
- Text structure
- Explain authors use of reason and evidence to support points

## Literary Text

- Inferencing
- Drawing Conclusions
- Theme
- Summarize with key details
- Compare and contrast multiple media formats to identify similarities and differences
- Compare and contrast themes, topics , patterns of events
- Analyze characters, events, or settings
- Explain influence of context
- Cite examples of figurative language, dialogue, imagery
- Cite examples of how choice of words create mood
- Text structure
- Point-of-View

**Read to Enjoy Reading!**

# Writing & Communication

## Writing

- Opinion Pieces
- Informative or explanatory texts
- Narratives

## Grammar


- Conjunctions, prepositions, interjections
- Perfect verb tenses
- Correlative conjunctions
- Correct capitalization
- Apostrophes and quotation marks

## Communication

- Critique a speaker
- Set a purpose in presentations
- Use figurative language, dialogue, and imagery to impact audience
- Consider viewpoints of others
- Participate in discussions
- Engage in focused conversations
- Use supporting evidence to articulate ideas and information
- Analyze information's credibility
- Create visual displays and other multimedia

Write to an Authentic Audience Effectively!

# MATH



## Units

- Place Value
- Decimals: Add, Subtract, Multiply & Divide
- Fractions: Add, Subtract, and Multiply
- Multiplication and Division
  - Multiply multi-digit whole numbers
  - Divide up to a 4-digit number by a 2-digit number
- Geometry: Coordinate planes, 2-Dimensional Figures
- Measurement: Customary and metric, Volume, Perimeter & Area





# Social Studies

## Units

- Reconstruction
- Settlement of the West
- Industrial Revolution
- Immigration
- Becoming a World Power (WWI)
- Prosperity and Depression
- World War II
- The Cold War
- The Civil Rights Movement
- Heading for the 21<sup>st</sup> century

‘Never Tell people  
how to do things.  
Tell them what to do,  
and they will  
surprise you with  
their ingenuity.’

~George S. Patton, 1947

## Units

- Matter and Mixtures
- Landforms and Oceans
- Terrestrial and Aquatic Ecosystems
- Force and Motion

Science Inquiry skills, including engineering practices are integrated into each unit. These include:

- Asking questions
- Developing models
- Planning investigations
- Analyzing and interpreting data
- Constructing explanations and scientific arguments

# Science



**Meet my teaching partner: Ms. Gilbert (she will be teaching Science)**

# Grading Policies


## Grading Scale:

A 90-100

B 80-89

C 70-79

D 60-69



- To keep up with your child's most current grades, PLEASE use the following link to sign up electronically for Backpack.

**The Link Is:**

<https://parents.gcsbackpack.com/signin.aspx>





# Grading Policies

	MINOR GRADES	MAJOR GRADES	
Language Arts	60%: writing process & conventions	30%: Published writing & major grammar tests	10%: Spelling
Reading	60%: Comprehension strategies, skills & cold reads	40%: Skills tests	
Math	60%: quizzes, performance assessments, daily activities	40%: major unit tests or Projects	
Science	60%: Lab, Journals, notebooks, quizzes	40%: major unit tests or projects	
Social Studies	60%: quizzes/ History Reviews	40%: major unit tests or projects	

# Assignment Policies

## **Homework:**

- A continuation of skills taught in class
- Study skills and breaking down of assignments
- Approximately 45 -60 minutes a night

## **In-class Assignments (including quizzes, test, and projects):**

- Due dates will be given
- 5 points off for every late day, up to 5 days
- No late assignments will be accepted
- A code of 'NHI' (Not Handed In) will be in the gradebook during the 5 days following a due date

# Student Behavior

Students will develop a **class mission statement** in the first week of school by discussing what makes a good 5<sup>th</sup> grader.

These non-negotiable statements will be posted in the room.

Whole class rewards may also be earned. Compliments from other teachers, concentrated work during a lesson, or successful academic performance may earn a special treat for the class.

While our management system focuses on positive reinforcers, there are times when consequences for poor choices will occur. These **consequences** will match the offense. For example, poor choices at lunch may result in a silent lunch time.



# Volunteering / Chaperoning procedures

All volunteers/ chaperones must submit an online application to the district and receive clearance from the district before volunteering at any school/center or chaperoning any school field trip.

**LEVEL 1-** Level I volunteers may volunteer in classrooms, work in the Media Center, and participate in school activities on campus as long as staff members are present. Use the following link...

<https://apps.raptortech.com/Apply/MzE6ZW4tVVM=>

**Level 2-** Chaperones for field trips are required to be a Level II volunteer, regardless of the destination. Use the following link...

<https://apps.raptortech.com/Apply/MzE6ZW4tVVM=>

# Communication

- **Weekly folders** each Thursday
- No Homework “[Pink Slip](#)”
- **Website:** [Brushy Creek's](#) and [Mine](#)
- **Email:** [wgroves@greenville.k12.sc.us](mailto:wgroves@greenville.k12.sc.us)
- **Instagram:** frans5th
- **Phone:** 355-5400
- Join **CLASSTAG.com** class name frans5th



# TRANSPORTATION



- **Right Turn Only** – When exiting the campus between 7:15-8:15 a.m. and 2:15-3:15 **ALL** cars are expected to turn right, only.

## Dismissal Procedures

- Student's will **ALWAYS** be sent home the same way each day unless notified by a **NOTE** from a parent. Please **do NOT** email the **same day**. **We will NOT** accept email or phone calls for change of transportation the day of.
- Bus/ walkers- must have a tag when they leave the classroom to get on the bus or to walk from the school
- If a car rider- You must have your car tag or you will have to come in to the front office for pick-up



# How Can You Help?

You Can Do It!



## At Home

- Set high expectations
- Don't wait to ask for help
- Ask questions—'What was your thinking when you solved this?'; 'What was the point of this lesson?'
- Encourage reading and writing
- Look for real life 'word problems'
- Explore cultural opportunities

## At School

- Join PTA
- Volunteer to tutor
- Be a bi-weekly Mystery Reader (more info. later)
- Volunteer to make copies
- Eat lunch with your child

**When you visit, you MUST check in and wear your badge at ALL times.**

NICE  
TO  
MEET  
YOU!



SEE YOU TUESDAY!